

WORSHIP HANDBOOK










“God is spirit, and those who worship Him
must worship in spirit and truth.”

John 4:24

theridgemusic.com

TABLE OF CONTENTS

	Welcome	1
	Participation Guidelines	2
	Auditions Procedure	3
	Audition Expectations	6
	Audition Results	7
	Expectations	8
	Stage Etiquette	10

WELCOME

Thank you for your interest in serving on The Ridge Church Worship Team. Our goal is to inspire others to worship God, by preparing with excellence as we ourselves worship God with understanding and a genuine heart. (John 4:24)

Before you read any further, it's important that you understand that serving on the worship team is different than other serving opportunities within the church. The biggest difference is that there is an interview and audition process in order to determine the best fit for each member (don't be afraid). The second reason it is different is because it deeply involves the condition of your heart, spirit, and your walk with Christ.

Participating in the Worship Team is more than just singing, playing an instrument, or leading through technology. Throughout Scripture, God places a high value on those who lead His church in worship. God desires that our lives reflect the attitude of praise and worship that we profess on Sunday mornings. Worship should be a vital part of our everyday lives as believers. Jesus is Lord! We desire to esteem His Lordship in every area of our lives.

“I appeal to you therefore, brothers, by the mercies of God, to present your bodies as a living sacrifice, holy and acceptable to God, which is your spiritual worship.” - Romans 12:1 ESV



PARTICIPATION GUIDELINES

This Worship Team Handbook has been developed with guidelines so that God would be honored and that you would reach the full potential of your calling as a worship leader.

We view the Worship Team not as a “performance group,” but as a ministry, and require that those involved work toward excellence in preparation and presentation, and have a lifestyle that reflects a life devoted to Christ.

Spend time with Him

We can only pour out to others what He has first poured into us. That means if we are not spending consistent time in our Bibles and letting God speak to us, we are not going to be able to lead and guide others when the time comes. So we must be consistently diving deeper into who God is, and pray throughout the week, if we want to see God do amazing things on Sunday!

It's about people

Whether it's your fellow worship team members, your friends in the church, or people you do not even know yet, they all are important. As leaders, people look up to us and watch us. We represent the church and, most importantly, God no matter where we are.

The Music

Obviously, the music is the vehicle of our ministry, and it's important to prioritize it! It's important to look at the set list early on and become familiar with it. From there, make sure to learn your part well and be prepared to show up ready to go. We should also always strive to improve our skills on our chosen instrument(s) and realize that we're never finished learning!

It's vitally important to be a team player in any ministry team, but it's especially important in a ministry like this, where our effectiveness depends on how well we work together.

PROCEDURE

When someone is interested in getting involved with the The Ridge Worship Team, they are asked to fill out a form on google drive to show us a snapshot of who they are. There are several sections, and it will take some time to complete. Being on the worship team is a big investment for everyone involved. We are invested in the individual's growth through this serving opportunity, and we hope they'll see worship team as a commitment to be honored.

All worship team members will sign a yearly covenant to agree to the guidelines and expectations set forth in this handbook.

We will take special consideration with everyone who fills out this form. They will then be contacted about next steps or shown alternative serving opportunities.

Audition Information

We have Quarterly Auditions - (January, April, July, October)

After a person fills out the worship team interest form and their form is accepted, they will be given an audition day and time. Auditions are held on the first month of each quarter near the end of that month.

On the last month of the quarter, a slide will be presented each week during the announcement time that will share how many positions are needed in which area, how to find the Worship Team Interest Form, and an email address to contact, or to look for the Worship Pastor at the end of the service.

Those accepted to audition will also be given a Google Drive link that has all the things they will need to use to prepare. (Song demos, charts, click tracks, etc.)

We have Quarterly Auditions - (January, April, July, October)

After a person fills out the worship team interest form and their form is accepted, they will be given an audition day and time. Auditions are held on the first month of each quarter near the end of that month.

PROCEDURE

WHAT TO EXPECT AT AUDITIONS

One or more of these methods will be used during the audition, so prepare for any of the below methods:

Method 1: Person auditioning & click and playback with their part muted.

Method 2: Person auditioning & click and guide track & plus worship pastor playing keys or acoustic guitar.

Method 3: Person auditioning & click and guide track & other team member. (Drums or bass guitar)

Method 4: Person auditioning acapella (vocals)

Method 5: Person auditioning with no click and worship pastor or other team member singing and/or playing.

WHAT WE LISTEN FOR

- Ability to play/sing in different time signatures
- Execution of original parts correctly
- Ability to play and read chord charts
- Ability to stay with click track
- Any personal musicianship you add to the prepared parts



INSTRUMENT SPECIFICS

Here's what we will listen for in specific instruments auditions

DRUMS

- Quickly finding the pocket with the bassist
- Following and executing builds, drop chorus, chokes, etc
- Not playing too much too often
- Tasteful incorporation of the entire drum kit
- Natural volume awareness and control; dynamic playing

VOCALISTS

- Singing in tune with accurate pitch
- Strong sense of rhythm and timing
- Ability to harmonize with others
- Clear diction and articulation
- Dynamic control and conveying emotion through singing
- Stage presence and confidence
- Ability to follow direction and adapt to different styles
- Staying with a click or metronome
- Vocal range and versatility

BASS GUITAR

- Less is more- finding the pocket, playing fewer notes and correct notes
- Ability to play more than the root position notes
- Dynamic playing: diamonds, quarter note hits, eighth note builds, syncopation, etc

ELECTRIC GUITAR

- Playing lead lines correctly as per recording given
- Correct tone replication
- Utilizing texture sounds for transitional/filler material
- Playing multiple shapes in multiple parts of the neck
- Gear knowledge and ability to flex and change tones
- Awareness of fit in the mix properly so as to not muddy the sound of the group

ACOUSTIC GUITAR

- Ability to play dynamically and switch strum pattern
- Knowledge of a variety of chord shapes
- Ability to capo in different places
- Ability to finger pick when appropriate
- Sound of the physical guitar both naturally and plugged in

PIANO/KEYS/PAD/SYNTH

- Ability to learn the lines as recorded (i.e. Cornerstone)
- Ability to dial in sounds (knowledge of hardware)
- Ability to play filler and transition material music
- Range awareness- how to fit with a band and not play too much to across too wide a frequency spectrum



AUDITION RESULTS

An audition will result in one of 4 results:

1. An automatic “yes”
2. Yes and will be provided with some resources to follow
3. Needs improvement, may audition in the next cycle
4. Recommend another way to serve/not a good fit

GRACE PERIOD: RESULTS 1&2

If the answer is a “yes,” there will be a two month grace period (you’ll be scheduled 3-4 times). Here’s what that looks like:

- Scheduled normally, at frequency of other volunteers
- See how well new member operates with team and other members
- Feedback from team to Worship Pastor/Assistant
- Meeting with new member for Grace Period debrief

INTERVIEW

- Specific debriefing (both good and not so good)
- Additional training resources may be given
- If needed, opportunity to withdraw/release from ministry if it’s not a good fit

WHEN WE SAY “NO” (FOR RESULTS 3&4)

Needs improvement

- Learned parts and scored 6/10
- Had many fumbles throughout music, Sunday would be challenging
- Grasped general idea of the parts, but didn’t execute properly

Not qualified

- Scored less than 5/10
- Did not learn the parts given
- Couldn’t stay with the click track
- Cannot stylistically play or sing the genre of music required

EXPECTATIONS

COMMUNICATION AND SCHEDULING

All scheduling is done through Planning Center, so most of our communication is shared via email.

Please block out any unavailable dates one month ahead of time. Once you are scheduled for a service, you will receive an email asking for confirmation. Please respond to these promptly, so we can make sure everyone is on the same page as far as scheduling.

If you need to decline a service, please do so promptly so we can make adjustments as necessary. Last minute cancellations should be shared as soon as possible with the Worship Pastor. Every team member is expected to respond to the Planning Center requests.

CONDUCT TOWARDS OTHER TEAM MEMBERS

As the body of Christ, it's important that we treat others with respect, kindness, and support. And as the body has many parts with their own jobs, so does a worship team! Please do not overstep into the roles of others on the team. The member that is the scheduled team lead for that week is responsible for making the artistic decisions of how the set list flows. The sound tech is responsible for any issues pertaining to cables, sound quality, and balance. Any problems pertaining to the roles of others should be left to them to handle, or to the Worship Pastor.

EXPECTATIONS

USAGE OF PROVIDED IN-EAR MONITORS (IEMS)

Beginning January 2025, all onstage monitors (except choir) will be rotated out and replaced with in-ear monitors. As we roll out the in-ear monitors, all team members will be expected to use the technology we set up and work on learning how to use them effectively. Beginning in October 2024, we will start using in-ear monitors for at least one song per week using a click track. If you wish to not use the click track, you will sit out that song. We will move to using the in-ears 100% of the time by January 2025.

DRESSING THE PART

Since we are a visible representation of the body of Christ on the platform, it's imperative that we present ourselves accordingly. Please make sure all clothes are clean, fit well on you, and cover up anything that needs to be covered. If you aren't sure whether something is appropriate to wear to lead worship, err on the side of caution. Just use good judgment! Remember that you will be under bright lights, and that can change how certain things appear, especially the color white, which can wash you out on camera.

PREPARATION AND REHEARSAL

It's important to set your heart on the Lord and prepare your heart to lead worship as part of your weekly preparation routine! Please do not underestimate the importance of your heart posture as you prepare to lead worship! Worship sets are available approximately ten days prior to the service. Please take time to listen to the set list and practice your part ahead of time, so you are ready to work with the group during rehearsal.

Rehearsals are at 7pm on the Wednesday prior to the service for which you are scheduled. 8:00am services will rehearse at 7:20am on Sunday morning. Out of respect for all team members, please arrive early enough to warm up/plug in/tune so we can start promptly at the rehearsal time.

Remember, rehearsals are meant to put together the pieces that have been prepared and learned. Please do not show up to rehearsal unprepared to do your part.

STAGE ETIQUETTE

Stage etiquette for worship teams is essential for creating a distraction-free and engaging worship experience for the congregation. Here are some key points to consider:

- **Prepare the congregation for worship:** No one should be on stage within 15 minutes of service times. (Except for 9am sound check which should end by 9:20am.) Microphones and instruments will be muted at that time. If you need to practice a part, jam, or noodle, do it in a room other than the worship center. Worship team members may enter the stage within 3 minutes of the service start time.
- **Eyes Open and Engaged:** Maintain eye contact with the congregation and other team members. Avoid staring at the floor, iPad, or music stands for extended periods.
- **Smile and Express Joy:** Show genuine enthusiasm and passion through facial expressions. A warm smile can be inviting and uplifting.
- **Sing with Authenticity:** Whether you're a vocalist or instrumentalist, sing along (even if softly) to engage with the lyrics and connect with the meaning of the songs.
- **Model Worship:** Your posture, movements, and overall demeanor should reflect an attitude of worship. Avoid distracting behaviors or excessive movement that could draw attention away from the focus of worship.
- **Stay Focused and Present:** Be fully present in the moment. Resist the urge to check your phone or engage in conversations that could divert your attention. If someone is speaking put your attention on them.
- **Be Mindful of Stage Volume:** Keep stage noise to a minimum to avoid distracting the congregation.
- **Be Flexible and Adaptable:** Be prepared for unexpected changes or technical difficulties, and adjust gracefully as needed.

By adhering to these guidelines, worship teams can create a unified and powerful worship experience that draws people closer to God.

